





*** * *OPEN DAY, SATURDAY 6TH
JULY - 10AM - 2PM, NO
APPOINTMENT NECESSARY * * ***

****** BEAUTIFULLY PRESENTED
SEMI DETACHED PROPERTY
OVER LOOKING THE
COUNTRYSIDE ****** Abode are
delighted to bring to the
market this stunning home
offering a hall, lounge through
to dining room, new fitted
kitchen, three good size
bedrooms and a family
bathroom. Front off road
parking and rear garden with
patio, lawn and gorgeous
views. CALL TO VIEW 01538
750081



HALL

Upvc entrance door into the hall with stairs to the first floor, fitted storage cupboard, radiator and a door to the lounge.

LOUNGE

13'6" x 12'6"

Upvc double glazed bow window to the front, radiator, under stairs store cupboard, feature living flame coal effect gas fire with marble effect surround. Open through to the dining room.

DINING ROOM

8'9" x 8'5"

Upvc double glazed windows and door to the rear, radiator and door to the kitchen.

KITCHEN

9'7" x 7'8"

New fitted kitchen comprising wall mounted, base and drawer units with work surfaces and a sink and drainer unit. Fitted electric oven and gas hob with extractor hood. Plumbing and space for a washing machine and fridge freezer. Upvc double glazed window to the rear.

FIRST FLOOR LANDING

Upvc double glazed window to the side, airing cupboard and loft access.



BEDROOM 1

10'5" x 9'7"


Measurement to the face of the built in wardrobes, radiator and upvc double glazed window to the rear with amazing views.

BEDROOM 2

11'4" x 9'7"

Upvc double glazed window to the front and radiator.







BEDROOM 3

8'3" x 6'9"

Upvc double glazed window to the front and radiator.

BATHROOM

Panel enclosed bath with a shower attachment tap, low flush wc, wash hand basin, radiator and upvc double glazed window.

OUTSIDE

The front of the property offers off road parking and side gated access to an enclosed rear garden with two paved patio areas and a lawn, stunning views over the countryside.

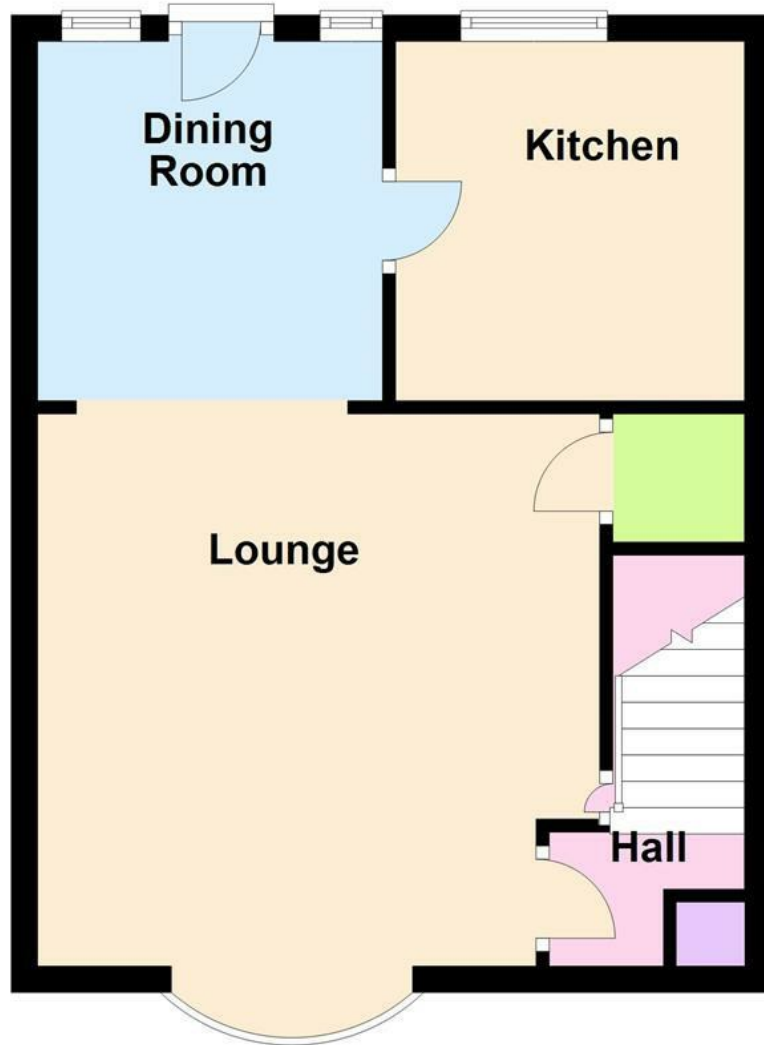






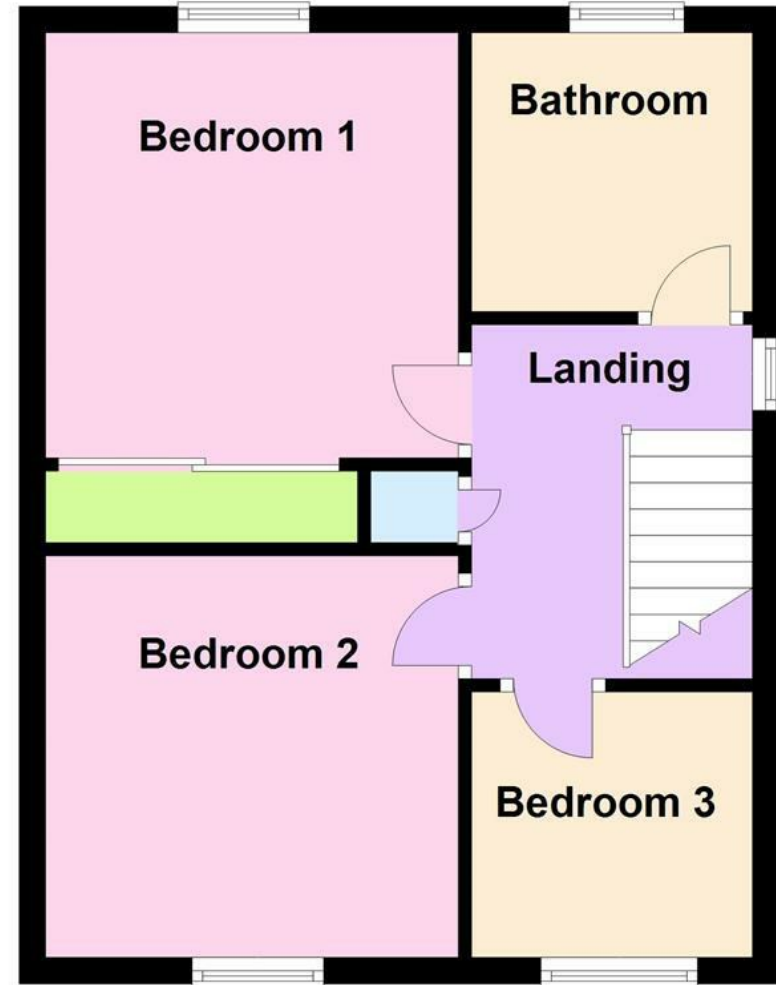
Ground Floor

Approx. 38.0 sq. metres (408.6 sq. feet)



First Floor

Approx. 37.7 sq. metres (405.7 sq. feet)



Please use as a guide to layout only. They are not intended to be to scale. Property of Abode Anderson-Dixon.
Burton-Uttoxetter-Ashbourne
Plan produced using PlanUp.

